


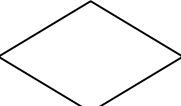

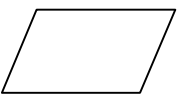







Basic Flowchart Symbols

Symbol	Name of Symbol	Description
	Start/End a.k.a. Terminator	The terminator symbol marks the starting or ending point of the system. Usually contains the word "Start" or "End."
	Process	Shows a Process or Action Step. A box can represent a single step (i.e. add two cups flour) or an entire sub-process (i.e. make bread). This is the most common symbol used on flowcharts.
	Predefined Process	A marker for another process step or series of symbols that are formally defined elsewhere (i.e. IV insertion bundle).
	Decision	Indicates a question or branch in the process flow. Typically, a Decision flowchart shape is used when there are two options (i.e. yes/no, go/no-go).
	Document	This symbol represents the process step that produces a document or report.
	Data a.k.a. Inputs/Outputs	Represents material or information entering (i.e. customer order) or leaving (i.e. product) a system.
	Connector	Indicates that the flow continues on another page, where a matching symbol (containing the same letter) has been placed.
	Black Cloud	Represents an unclear step in the process, or a step that needs more definition.
	Flow	Lines with arrows indicate the sequence of steps and the direction of flow.

For more information, please contact Quality Improvement Consultant,
Samantha Anzeljc, PhD at sanzeljc@ohioaap.org.